

ACCESSORIES

Standard Accessories

Delivery table DG-385 comes with foot control and strain grips (come in a pair).



Foot Control



Strain Grips

Options (Sold Separately)




Knee Crutches
DG-396N-C

Heel Rests
DG-396-BN

Arm Board That Doubles
as an Auxiliary Board
DG-385-AN

Procedure Tray
DG-385-XR

Headrest Cushion
EX-CS-MS



COLOR SELECTION



Navy Blue
ES23



Brown
ES11

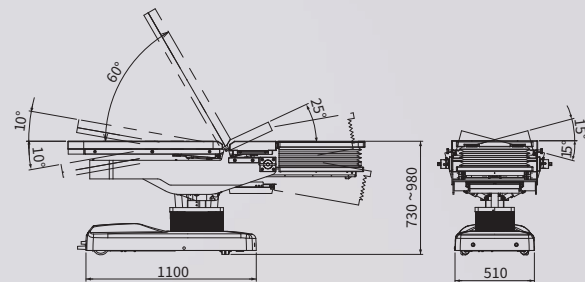
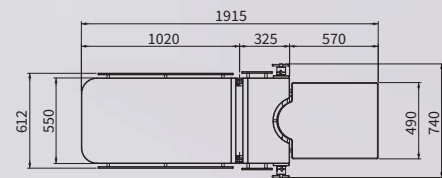


Light Blue
ES16



Light Green
ES17

DIMENSIONS & SPECIFICATIONS



(Unit:mm)

Height Adjustment	Electrohydraulic System / Foot Control
Trendelenburg / Lateral Adjustments	Electrohydraulic System / Foot Control (including leveling)
Seat Section Height Adjustment	Electrohydraulic System / Foot Control
Backrest Height Adjustment	Electrohydraulic System / Foot Control
Base Lock / Release	Electrohydraulic System / Power Control Panel
Auxiliary Board Telescoping and Height Adjustment	Electrohydraulic System/ Power Control Panel Preprogrammed Preset and Auto Return Motions
Rating	AC110/120 V, 50/60 Hz, 5 A AC220/230/240 V, 50/60 Hz, 3 A
Working Voltage	DC5 V
Product Weight	290 kg



Belmont <https://medical.takarabelmont.co.jp/>

TAKARA BELMONT CORPORATION 2-1-1, HIGASHISHINSAIBASHI, CHUO-KU, OSAKA, 542-0083, JAPAN +81-6-6213-5945
The specifications and colors are subject to change without notice.

REF M-025 2312A OP

| DELIVERY TABLE |

DG-385



Belmont


DG - 385

High-performance obstetric delivery table that aids in both routine and emergency delivery nursing



Electric Sliding Auxiliary Table

The slide of the auxiliary table can be adjusted electrically. It can be adjusted according to the progress of delivery and procedures.



Electric Operation



Fully Telescoped under the Seat



Half-way Telescoped under the Seat


Preset & Auto Return Function on Foot Control for Telescopic Auxiliary Board

The sliding of the assistive table is electrically adjustable, so it can be set according to the progress of the delivery or the case of a procedure.

In addition to the Preset and Auto-return functions, the various pedal switches on the lower section can be used for manual control to make adjustments at desired positions.

Preset

When pressed down, the Preset in the foot control pulls the auxiliary board out of the seat and lifts it up to the position as shown in the right figure.



Auto Return

Stepping on the Auto Return for the auxiliary board for 1 second lowers the board and telescopes it under the seat. The figure to the right shows fully telescoped auxiliary board stowed under the seat.



Preset Auto Return



Lateral Tilting and Trendelenburg

secure safe postures of the patient during emergency treatments such as anesthetizing or positioning in the event of low blood pressure and level automatically with a single touch.



Lateral Tilting



Trendelenburg Tilting

Foot Control for Basic Operation

The foot controller provides most of the operations, ensuring hand hygiene during both routine and emergency nursing tasks.

Simple Stepping Action



Activated only when force is applied.



Height Adjustment

Trendelenburg Tilting

Lateral Tilting

Return to Level

Backrest Angle

Auxiliary Board Slide In/Out

Seat Section Angle

Removable Mattresses

Mattresses for the auxiliary board and seat section are designed to be removed quickly for easy maintenance.



Mattresses fitted



Mattresses removed

Base Lock Mechanism

Standard electro-hydraulic locking mechanism secures table movement and fixing.

